

FAIRFIELD POLICE

Monthly Report – June 2019



Chief Christopher Lyddy

Fairfield Police Department

www.fpdct.com

This page intentionally left blank.

Section 1: Bureau / Division Reports

Section 2: Statistical Activity Summary

Overall Activity

Calls for Service - Total

Alarm Response Summary

Calls for Service – Detailed

Motor Vehicle Activity

Motor Vehicle Accidents

Motor Vehicle Enforcement - Action

Motor Vehicle Enforcement - Violation Type

Parking Ticket Summary

Criminal Activity

Criminal Incidents by Patrol

Criminal Activity by Month

Criminal Arrests by Month


Section 1: Bureau / Division Reports

Noteworthy Police Work

Peace Islands Institute of Connecticut and the FBI Awards



On June 25, 2019, the Peace Islands Institute of Connecticut, Yale University Police Department and the FBI New Haven presented Officer Renaldi an award for “Inspirational Bravery” during its first annual Community Law Enforcement Awards and Recognition (CLEAR) Dinner for his actions while responding to the homicide on February 3, 2019.



The Peace Islands Institute of Connecticut and the FBI also selected Chief Lyddy as a finalist for “Chief of the Year.”

Special Olympic Torch Run

Officers from the Fairfield Police Department participated in the 2019 Torch Run.



Fairfield Police Union Scholarship Awards

On June 26, 2019, the Fairfield Police Union held its annual scholarship awards ceremony and presented scholarships to young adults who are starting college this year or continuing their college education.



Lieutenant Keith Broderick was presented an award for his hard work coordinating this program.



New Officer

On July 1, 2019, Joseph Harry was sworn in as our newest officer. He started the Connecticut Police Academy on July 5, 2019.



Patrol

19-21729 | 5:12 PM | Vehicle Accident With Injuries | Letsch, M | 01201 E Kings Hwy

There were multiple 911 calls reporting a serious MVA at traffic circle east. The investigation found that the cause of the MVA was a suicidal male who was attempting suicide utilizing his MV

The suicidal male who was 20 years old and while operating his vehicle struck a second car in the rear at an extremely high speed while traveling Northbound on Black Rock Turnpike near Kings Highway East.

After the collision the striking vehicle, continued north on Black Rock Turnpike and drove onto the grass at traffic circle east and up the highway embankment. The suicidal operator then exited the vehicle, ran onto I95 in front of traffic, was found by Officer Komm on the median divider of the highway, and was taken into custody.

19-23956 | 2:16 PM | Vehicle Accident With Injuries | Wells, K | 03330 Sturges Hwy

ECC reported receiving a 911 call from a woman who reported that a tree fell on a vehicle with 3 occupants inside (husband, wife and daughter.) The responding officers found a tree branch that had come through the windshield of the car and impaled the driver. The driver was transported to Norwalk Hospital where he was pronounced dead.

Special Services Bureau

Traffic Safety Unit	Jan	Feb	Mar	Apr	May	Jun	Jul	Aug	Sep	Oct	Nov	Dec
Traffic Stops	401	374	377	432	465	261						
Infractions Issued	242	240	258	536	322	160						
Misdemeanor Summons	25	20	15	18	27	10						
Accidents Investigated	20	23	28	34	46	42						
Child Seat Installations	25	9	38	15	25	20						
DUI Arrests	4	2	3	1	1	1						

Traffic Crash Unit	Jan	Feb	Mar	Apr	May	Jun	Jul	Aug	Sep	Oct	Nov	Dec
Accidents Investigated	59	80		60	66	70						
Accidents with Injuries	6	6		12	8	9						
Search Warrants	1	1		3	3	0						
Arrest Warrants	4	3		3	3	1						
Misdemeanor Summons	10	3		6	2	1						
Infractions Issued	33	19		107	28	1						
Fatalities	0	0		0	0	1						

Animal Control	Jan	Feb	Mar	Apr	May	Jun	Jul	Aug	Sep	Oct	Nov	Dec
Complaints	56	70	94	67	100	93						
Wildlife Complaints	20	26	46	25	41	56						
Animals Tested for Rabies	1	1	2	1	1	0						
Animals Positive / Rabies	0	0	1	1	1	0						
Animal Bites	1	2	2	5	2	6						
Written Warnings	4	9	6	4	11	4						
Infractions	7	2	2	18	5	0						
Misdemeanors	0	0	0	0	0	1						

Lake Mohegan Enforcement: Periodic patrols conducted.

Marine Unit	May	JUN	JUL	AUG	SEPT	OCT
Complaints	10	20				
Boats Towed	1	2				
Written Warnings	0	0				
Arrests	0	0				
Safety Inspections	5	3				
Total Calls For Service	15	23				
Hours Underway	25	95				
Community Events	2	3				
Location Checks	0	2				
Fatalities	0	0				

Traffic Enforcement Targeted Areas

Longfellow Ave- Speed
Morehouse Hwy - Speed & Stop Sign / Portable speed sign
Bittersweet Rd - Speed
Oldfield Rd - Speed
Davis Road - Speed
Kings Hwy West - Portable speed sign
Crestwood Rd & Parkwood Rd - Stop sign / Speed
Pemburn & Marsh - Stop Sign
Brooklawn Ter - Speed
Easton Tpke - Speed / Portable Speed sign
Wilson - Speed / Portable speed sign
Nonopoge Rd & Winnepoge - Stop sign

Other Activities

Lexus car seat event
Greek Festival
Special Olympics Torch Run
Move Over law press conference
Blessing of the Fleet Southport
Southport Funeral w/ S.S.
ARIDE Class

Administrative Services Bureau

Training

- Spotlight on Fraud
- Gang ID and Drug Detection
- Advanced Roadside Impaired Driving Enforcement
- COLLECT
- Dive Team Training

Emergency Communications Center

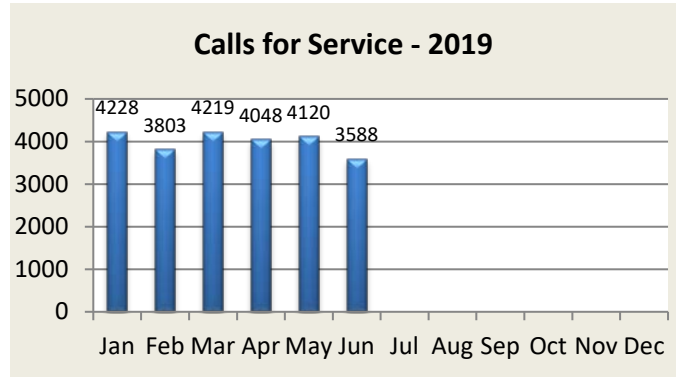
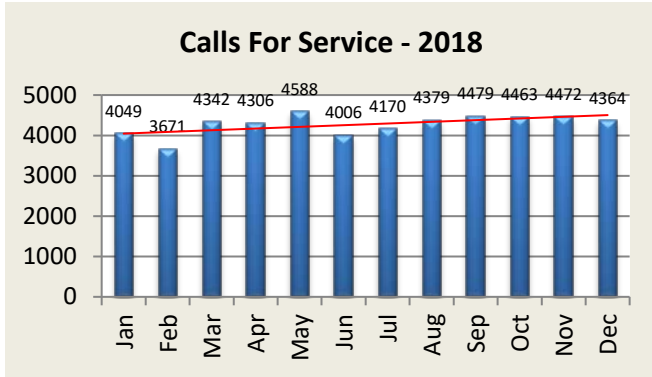
	Jun	Jul	Aug	Sep	Oct	Nov	Dec
Total Incoming Phone Calls	9,842						
Total 911 Calls	1,783						
Total Outgoing Calls	2,274						
Total Calls for Service Processed	3,598						

Section 3: Statistical Activity Summary

TOTAL CALLS FOR SERVICE

Calls for Service	Jan	Feb	Mar	Apr	May	Jun	Jul	Aug	Sep	Oct	Nov	Dec	YTD
2018	4049	3671	4342	4306	4588	4006	4170	4379	4479	4463	4472	4364	51,289
2019	4228	3803	4219	4048	4120	3588							24,006

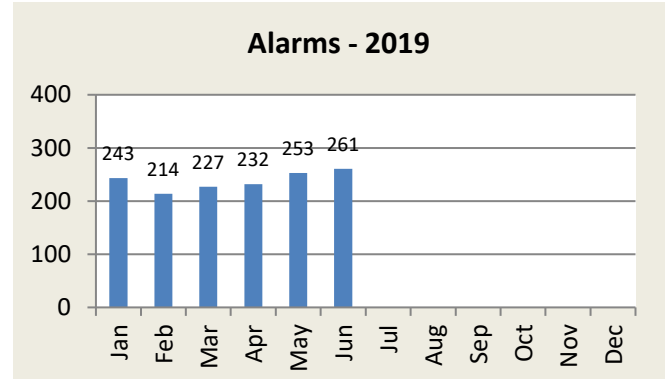
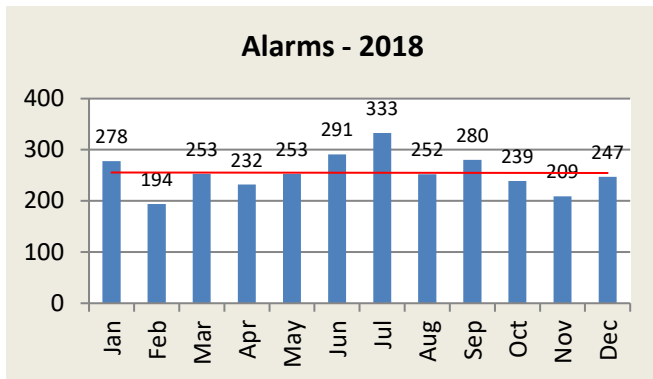
Note: Includes miscellaneous calls that may not be listed under the call analysis section



ALARM RESPONSE SUMMARY

Total Alarms	Jan	Feb	Mar	Apr	May	Jun	Jul	Aug	Sep	Oct	Nov	Dec	YTD
2018	278	194	253	232	253	291	333	252	280	239	209	247	3,061
2019	243	214	227	232	253	261							1,430

False Alarms	Jan	Feb	Mar	Apr	May	Jun	Jul	Aug	Sep	Oct	Nov	Dec	YTD
2018	274	191	251	232	253	291	325	251	277	237	209	247	3,038
2019	243	211	227	232	250	261							1,424

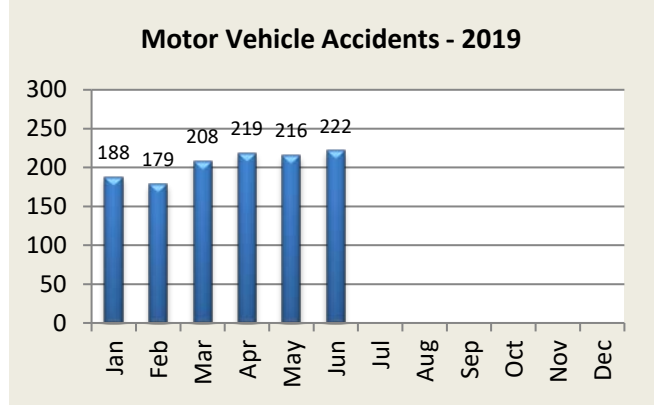
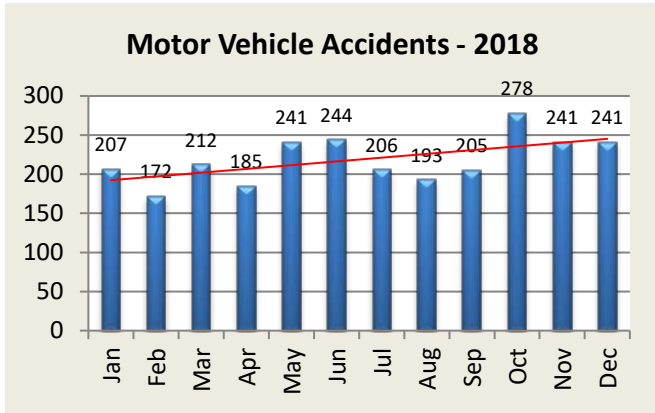


Calls For Service - Detailed Summary

Calls for Service - Type	Jan	Feb	Mar	Apr	May	Jun	Jul	Aug	Sep	Oct	Nov	Dec	YTD
911 Hang Up	6	8	9	7	10	5							45
Abandoned Vehicles	9	8	14	6	4	9							50
Alarms	243	214	227	232	253	261							1430
Animal Complaints	66	73	117	90	103	125							574
Assaults	2	3	2	2	3	1							13
Assistance	184	174	174	171	181	185							1069
Bank Escorts	22	15	21	22	22	20							122
Bomb Threats	0	0	0	0	0	0							0
Breach of Peace	42	35	54	38	54	67							290
Burglary	6	6	8	3	8	9							40
BusinessChecks	1343	1192	1272	1088	1095	763							6753
Cancelled Alarms	51	49	46	42	61	63							312
Community Events	45	42	25	39	64	43							258
Door Open	11	5	5	6	6	3							36
Drowning	0	0	0	0	0								0
EMS	353	356	371	350	340	346							2116
Funeral Escorts	28	13	10	12	15	16							94
Harassment	13	16	13	12	18	14							86
Intoxicated Subjects	4	5	11	8	3	7							38
Investigations	166	136	197	166	230	181							1076
Larceny	34	27	25	38	24	34							182
MVA	188	179	208	219	216	222							1232
Medical Alarms	1	2	3	3	4	1							14
Psychiatric calls	10	3	5	3	1	4							26
Missing Persons	1	3	4	1	3	5							17
Narcotic Violations	4	6	4	2	2	3							21
Noise Complaints	17	11	15	20	36	42							141
Parking Complaints	34	23	38	48	46	47							236
Pistol Permit Apps	21	10	7	7	4	15							64
Reckless Driver	18	26	25	25	45	21							160
Recovered Property	18	8	14	9	16	18							83
Road Hazard	37	34	47	35	33	78							264
Robbery	0	0	0	3	4	1							8
Sex Violation	0	0	0	0	1	1							2
Shoplifter	16	14	21	10	22	16							99
Stolen Vehicles	3	5	3	2	3	5							21
Suicide	0	0	0	1	0	0							1
Suicide Attempts/Threats	4	4	9	2	4	6							29
SuspiciousActivity	70	65	54	76	82	65							412
Theft from MV	9	14	31	21	10	13							98
Trespasser	7	8	12	11	9	14							61
Vandalism	6	4	9	7	11	9							46

MOTOR VEHICLE ACTIVITY

MV Accidents	Jan	Feb	Mar	Apr	May	Jun	Jul	Aug	Sep	Oct	Nov	Dec	YTD
2018	207	172	212	185	241	244	206	193	205	278	241	241	2,625
2019	188	179	208	219	216	222							1,232



MV Enforcement	Jan	Feb	Mar	Apr	May	Jun	Jul	Aug	Sep	Oct	Nov	Dec	YTD
Warnings - 2018	235	254	213	256	260	225	359	335	291	256	287	323	3,294
Warnings - 2019	328	325	310	254	273	223							1,713

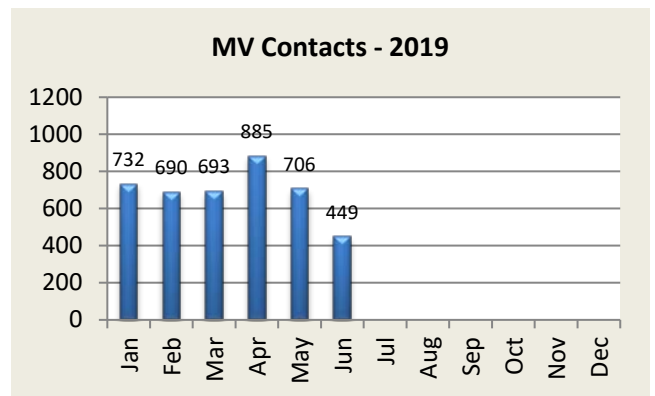
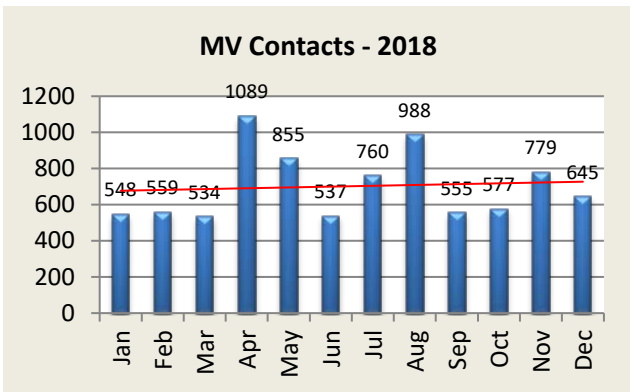
Infractions - 2018	258	230	277	749	535	262	337	587	229	270	430	256	4,420
2019	317	290	315	575	367	171							2,035

Misdemeanor - 2018	31	43	25	55	39	31	45	45	19	36	43	44	456
2019	65	55	48	46	53	42							309

Custodial - 2018	12	19	12	11	3	11	7	11	5	7	8	11	117
2019	13	12	7	9	6	13							60

DUI Arrests - 2018	6	7	11	13	8	5	3	14	9	10	5	9	100
2019	9	5	6	8	5	9							42

MV Contacts - 2018	548	559	534	1089	855	537	760	988	555	577	779	645	8,426
2019	732	690	693	885	706	449							4,155

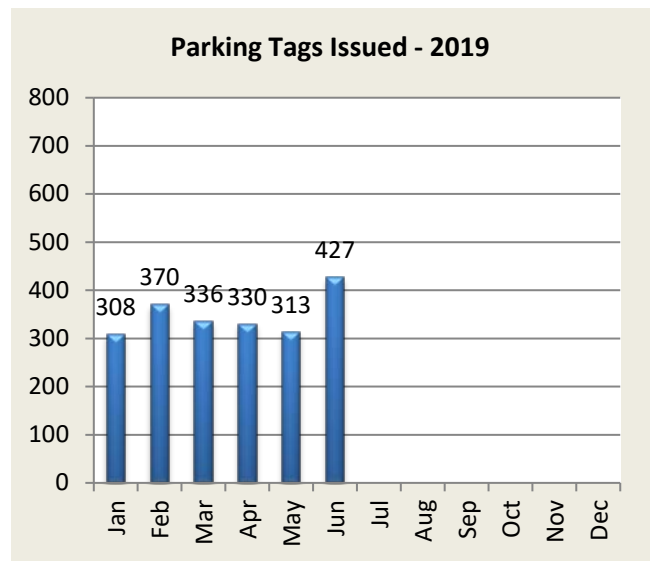
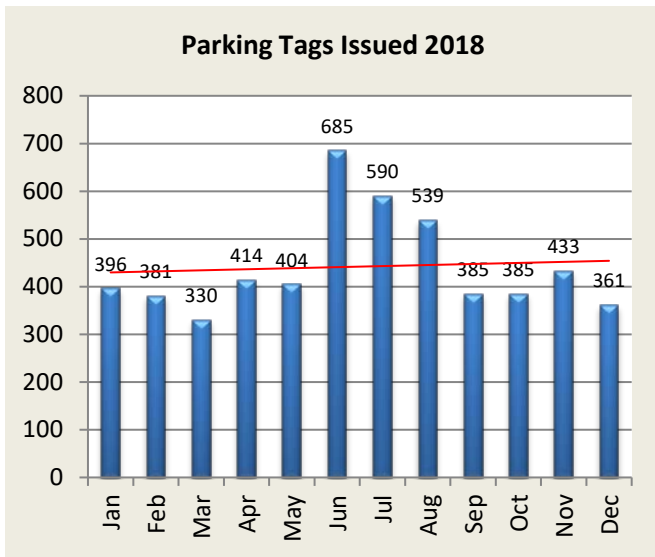


MV Enforcement: Type	Jan	Feb	Mar	Apr	May	Jun	Jul	Aug	Sep	Oct	Nov	Dec	YTD
Speeding Violations	183	152	196	98	160	116							905
Seatbelt Violations	3	9	8	93	47	6							166
Registration Violations	127	109	107	97	137	54							631
License Violations	26	38	35	39	40	25							203
Distracted Driving	9	12	17	302	54	9							403
Suspended Licence	42	43	32	31	36	26							210
Traffic Light Violation	18	14	13	18	14	8							85

The above incidents are a overview of common violations. These statistics are not the only motor vehicle enforcement actions taken. The above show top 6 violations for the month.

PARKING TICKET SUMMARY

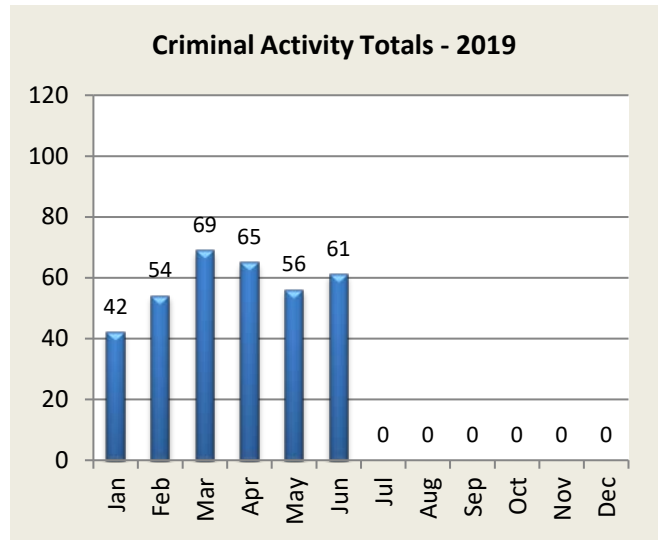
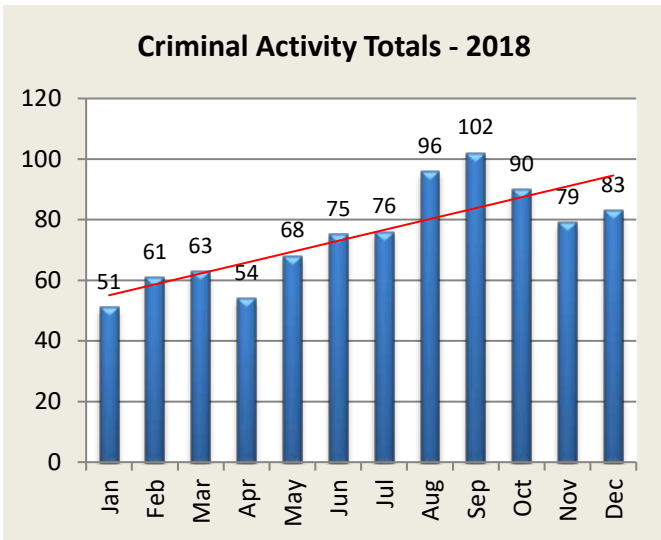
Total Issued	Jan	Feb	Mar	Apr	May	Jun	Jul	Aug	Sep	Oct	Nov	Dec	YTD
2018	396	381	330	414	404	685	590	539	385	385	433	361	5303
2019	308	370	336	330	313	427							2084



CRIMINAL INCIDENTS

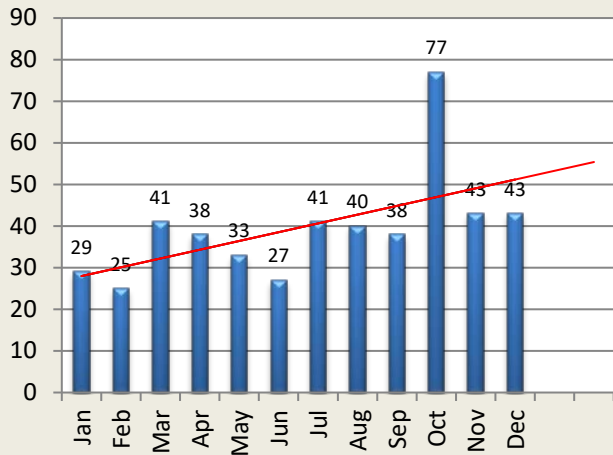
Criminal Incidents: Patrol	R2	R3	R4	R5	B2	B3	B4	B5
Larceny	4	4	5	4	11	3	1	4
Vandalism	1	0	1	2	1	1	3	0
MV Theft / Attempt	0	0	2	0	2	0	1	0
Burglary / Attempt	1	0	2	0	3	0	1	2
Assault	0	1	0	0	0	0	0	0
Robbery	0	0	1	0	0	0	0	0

Criminal Activity: Month	Jan	Feb	Mar	Apr	May	Jun	Jul	Aug	Sep	Oct	Nov	Dec	YTD
Larceny - 2018	40	31	35	34	48	55	49	56	58	59	57	51	573
2019	25	36	47	49	28	36							221
Vandalism - 2018	5	13	6	11	10	7	12	10	13	13	11	10	121
2019	6	4	9	7	10	9							45
MV Theft / Attempt - 2018	4	3	5	3	4	5	5	8	10	7	3	2	59
2019	3	5	3	2	3	5							21
Burglary / Attempt - 2018	1	11	10	3	6	2	6	19	15	3	4	16	96
2019	8	6	8	2	8	9							41
Assault - 2018	0	1	4	1	0	3	4	3	6	8	2	3	35
2019	0	3	2	2	3	1							11
Robbery - 2018	1	2	3	2	0	3	0	0	0	0	2	1	14
2019	0	0	0	3	4	1							8
Totals - 2018	51	61	63	54	68	75	76	96	102	90	79	83	898
2019	42	54	69	65	56	61	0	0	0	0	0	0	347



Criminal Arrests by Month	Jan	Feb	Mar	Apr	May	Jun	Jul	Aug	Sep	Oct	Nov	Dec	YTD
Larceny - 2018	22	16	29	27	22	22	18	24	25	37	25	23	290
2019	26	7	28	23	46	19							149
Vandalism - 2018	2	2	2	1	2	0	1	3	0	0	3	2	18
2019	3	1	1	0	10	1							16
MV Theft / Attempt - 2018	1	1	1	2	1	1	3	4	3	18	5	1	41
2019	0	1	0	0	0	0							1
Burglary / Attempt - 2018	1	1	5	6	2	0	9	5	5	15	8	5	62
2019	6	9	8	1	8	0							32
Assault - 2018	3	5	3	0	5	4	10	4	5	7	1	11	58
2019	3	2	5	6	5	4							25
Robbery - 2018	0	0	1	2	1	0	0	0	0	0	1	1	6
2019	0	0	1	2	3	0							6
Total - 2018	29	25	41	38	33	27	41	40	38	77	43	43	475
2019	38	20	43	32	72	24	0	0	0	0	0	0	229

Total Criminal Arrests - 2018



Total Criminal Arrests - 2019

